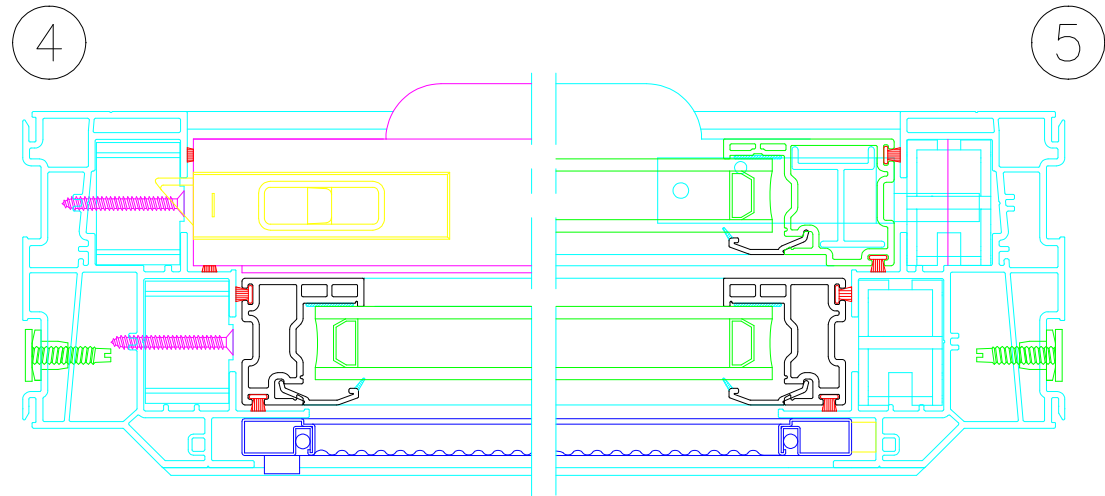
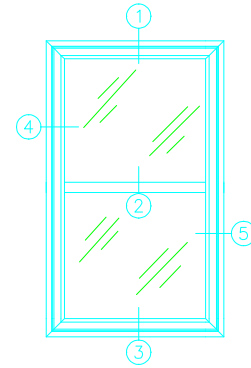
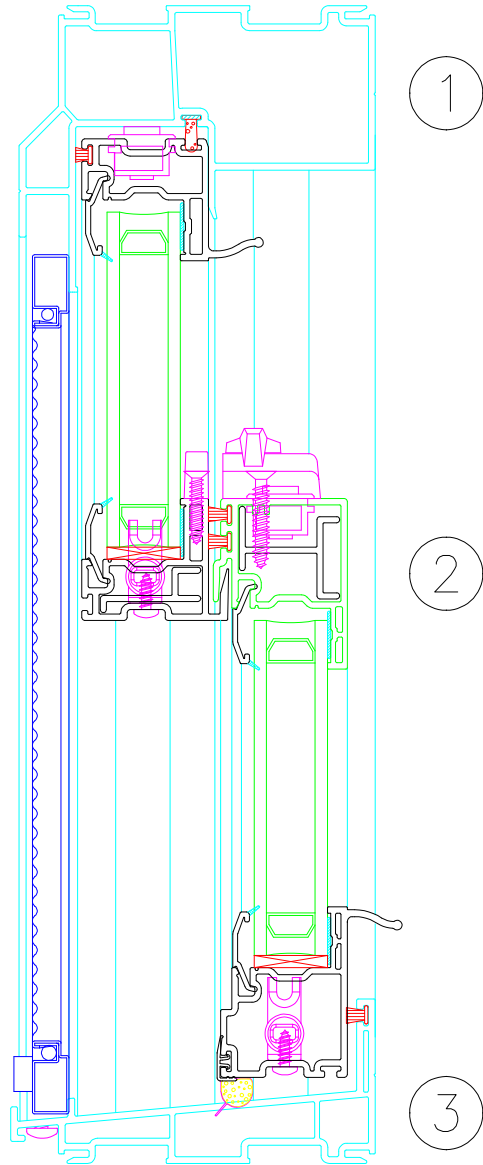


REV.	DATE	DESCRIPTION	BY
A	8/9/99	Added Pivot Bar Provided By Jason Annes	RH
B	8/31/99	Removed One Set DF Jamb Adjusters	RH
C	9/22/99	Added Pivot Bar Screws	RH



- NOTES:
1. This print contains proprietary information. Do not copy without express written consent of DAYTON TECHNOLOGIES.
 2. DAYTON TECHNOLOGIES reserves the right to change specifications.
 3. Assembly prints are intended to be guidelines only. See detail prints for actual construction.

DAYTON TECHNOLOGIES	
MONROE, OHIO Copyright 1999	
NAME:	141.194 DOUBLE HUNG
DRAWN BY:	RH DATE: 6/07/99
CHECKED BY:	DATE:
SCALE:	1 : 1 "C"
PART DWG NO:	141194DH-C